

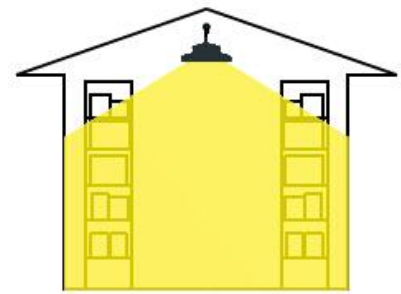

LED Linear Bay Light

Features

- ◆ Simple structure for surface mount or hanging
- ◆ ± 30 deg Adjustable angle for each single module
- ◆ Different beam angle as optional.
Symmetric: $10^\circ/30^\circ/45^\circ/60^\circ$
Asymmetric: $65^\circ/135^\circ/85^\circ/135^\circ$
- ◆ Flexible module design from 2 modules to 4 modules



Special Design For Warehouse



General Specification

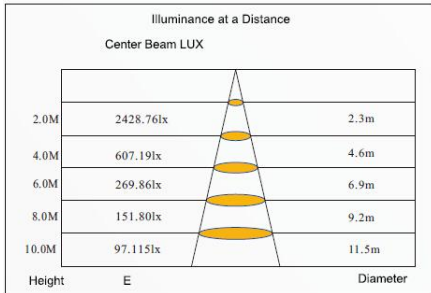
Input Voltage Range	90-305 Vac
Input Frequency	50-60Hz
Power Factor	> 0.9
CRI	70/80
Color Temperature	3000-6500K
Ingress Protection Rating	IP65
Dimmable	1-10V Dimmable(Optional)

Specification


Model Number	Power Consumption (W)	Luminous Flux (lm)	Module Quantity	Weight(kg)
NOL-FL080X	80W	10,400lm	1	3.26kg
NOL-FL100X	100W	13,000lm	1	3.26kg
NOL-FL150X	150W	19,500lm	2	6.52kg
NOL-FL200X	200W	26,000lm	2	6.52kg
NOL-FL240X	240W	31,200lm	3	9.57kg
NOL-FL300X	300W	39,000lm	3	9.57kg
NOL-FL320X	320W	41,600lm	4	11.5kg
NOL-FL400X	400W	52,000lm	4	11.5kg

AAI FIGURE

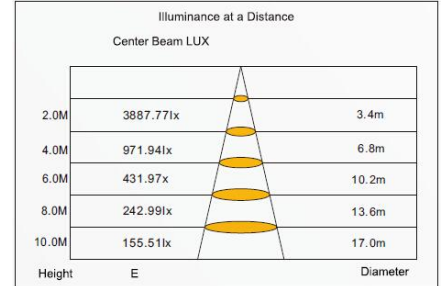
LL02-150W 120°



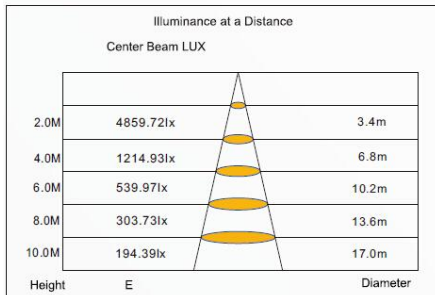
LL02-200W 120°



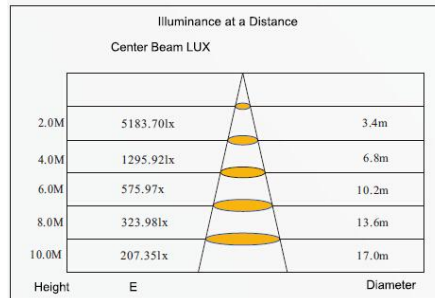
LL03-240W 120°



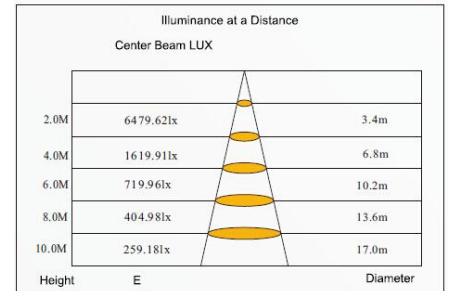
LL03-300W 120°



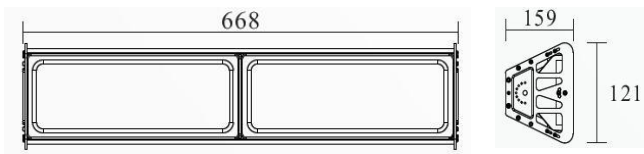
LL03-320W 120°



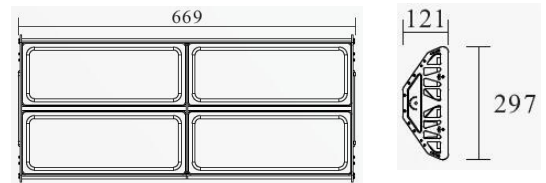
LL04-400W 120°



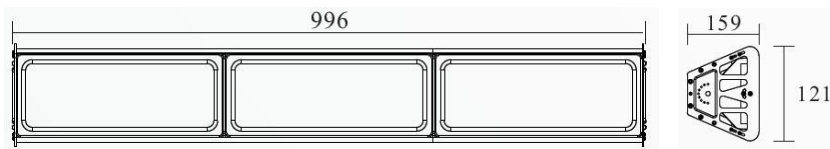
Dimension (unit: mm)



2 Modules



4 Modules



3 Modules

INSTALLATION

Suspension



Surface Mount

